

# Window & Door Trim Style Guide





## Discover the Fypon® advantage.

Fypon is the recognized leader in polyurethane product design, innovation and molding technology. We offer a wide selection of architecturally correct styles of trim and millwork designed to capture the texture, patterns and deep shadow lines of classic building materials. Manufactured by experts in polyurethane molding technology, each Fypon product is engineered for consistent quality and long-lasting performance.

## A smarter investment.

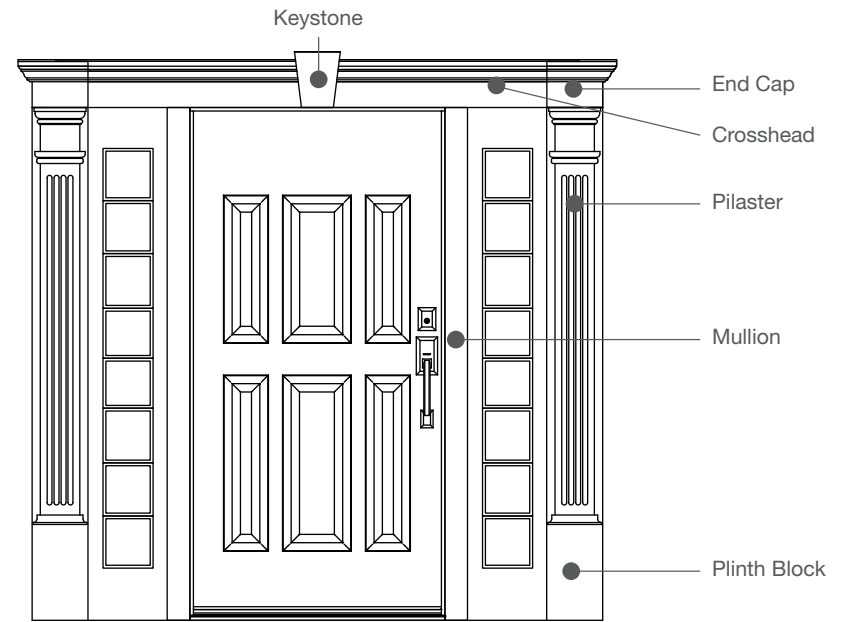
	PUR	PVC	WOOD
Low maintenance	●	●	
Will not warp, crack, rot or split	●	●	
Insect- and moisture-resistant	●	●	
Lightweight and easy to install	●	●	
Backed by a lifetime limited warranty	●		
Ready to be painted or stained	●		●

Note: See your Fypon dealer or visit [www.fypon.com](http://www.fypon.com) for details on limited warranties and exclusions.

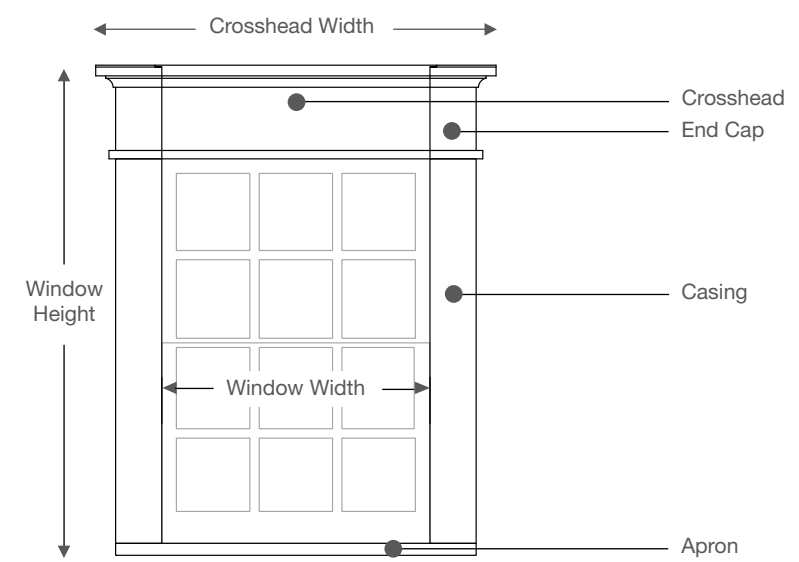




## Door Trim Terminology



## Window Trim Terminology



1 Select Crosshead style:



Crosshead Options:

- Distinction Crosshead
- Craftsman Cove Crosshead
- Craftsman Step Crosshead
- Classic Crosshead
- Arch Crosshead
- Eyebrow Crosshead
- Large Door Crosshead
- Smooth Flat Trim
- Wood-Grained Flat Trim

Pediment Options:

- Sunburst
- Half-Round Sunburst
- Half-Round with Keystone
- Combination Segment Arch
- Peaked Cap
- Rams Head
- Acorn
- Deluxe Victorian

Or select Pediment style:



## 2 Select End Caps:

Distinction




Craftsman Cove (Optional)




## 3 Select Accessories:

Keystone



Dentil Trim



Bottom Trim



## 4 Select Trim:

Pilaster Options:

- Plain Pilaster
- Double Panel Pilaster
- Fluted Pilaster
- Half-Round Pilaster
- Smooth Flat Trim
- Wood-Grained Flat Trim



# How to Measure:

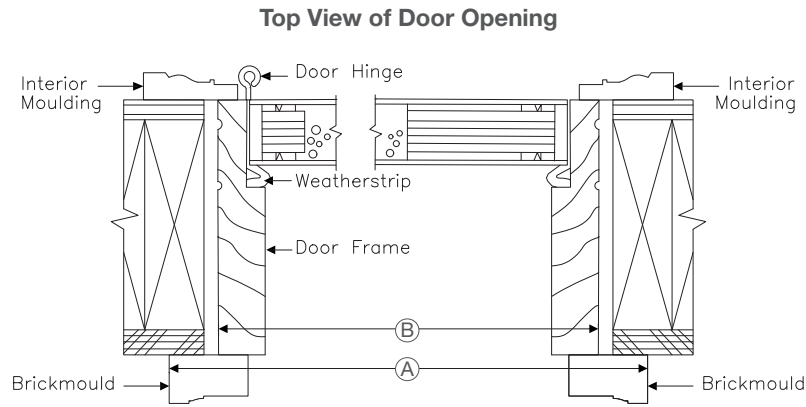
1

## Determine height and width.

Measure the height and width of the door unit to be trimmed. Be sure to compensate for brickmould (A), outswing doors or other special conditions. The height of the crosshead will be dependent on the space available above the door.

2

## Select your side trim and measure the width (C).



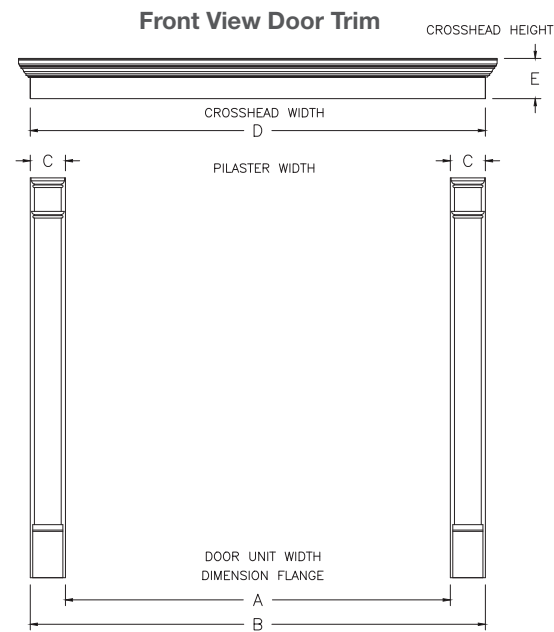
### How to Measure your Door Openings:

- (A) With Brickmould: Measure outside to outside of the brickmould.
- (B) Without Brickmould: Measure outside frame to outside frame.

**Note:**

If flat trim is to be included as part of the opening, remember the following:

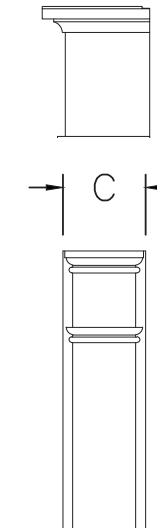
- Account for lighting, door bells, mailboxes or any other item that could dictate the width of the trim.
- Don't forget to take into account brickmould, if applicable.



3

## Select end cap width.

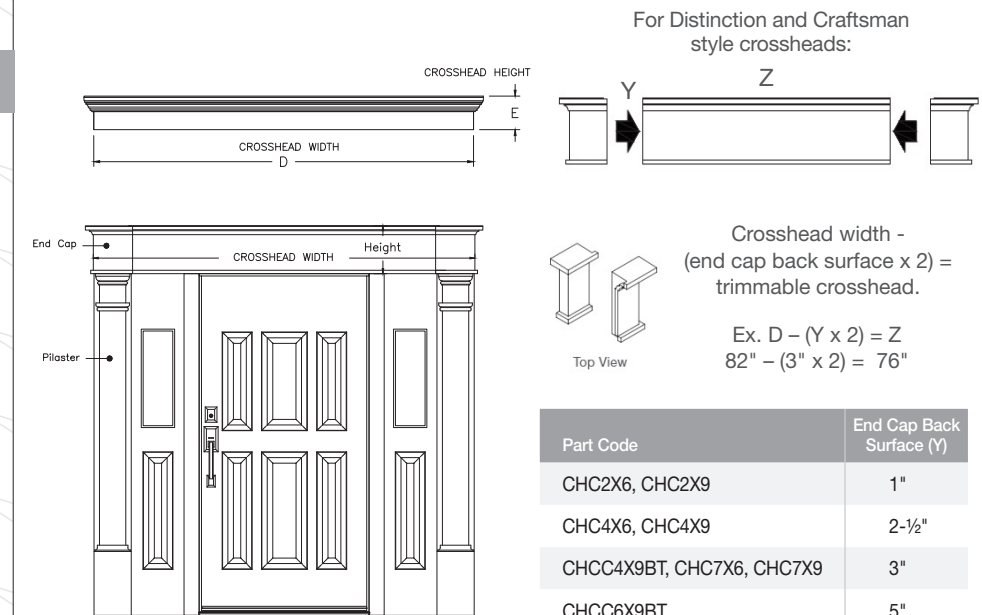
End cap widths should coordinate with pilaster or moulding on either side of door / window. If no moulding is used, then any end cap can be selected.



4

## Determine crosshead width.

The crosshead width should be equal to or wider than the width of the door, pilasters and brickmould (if applicable).



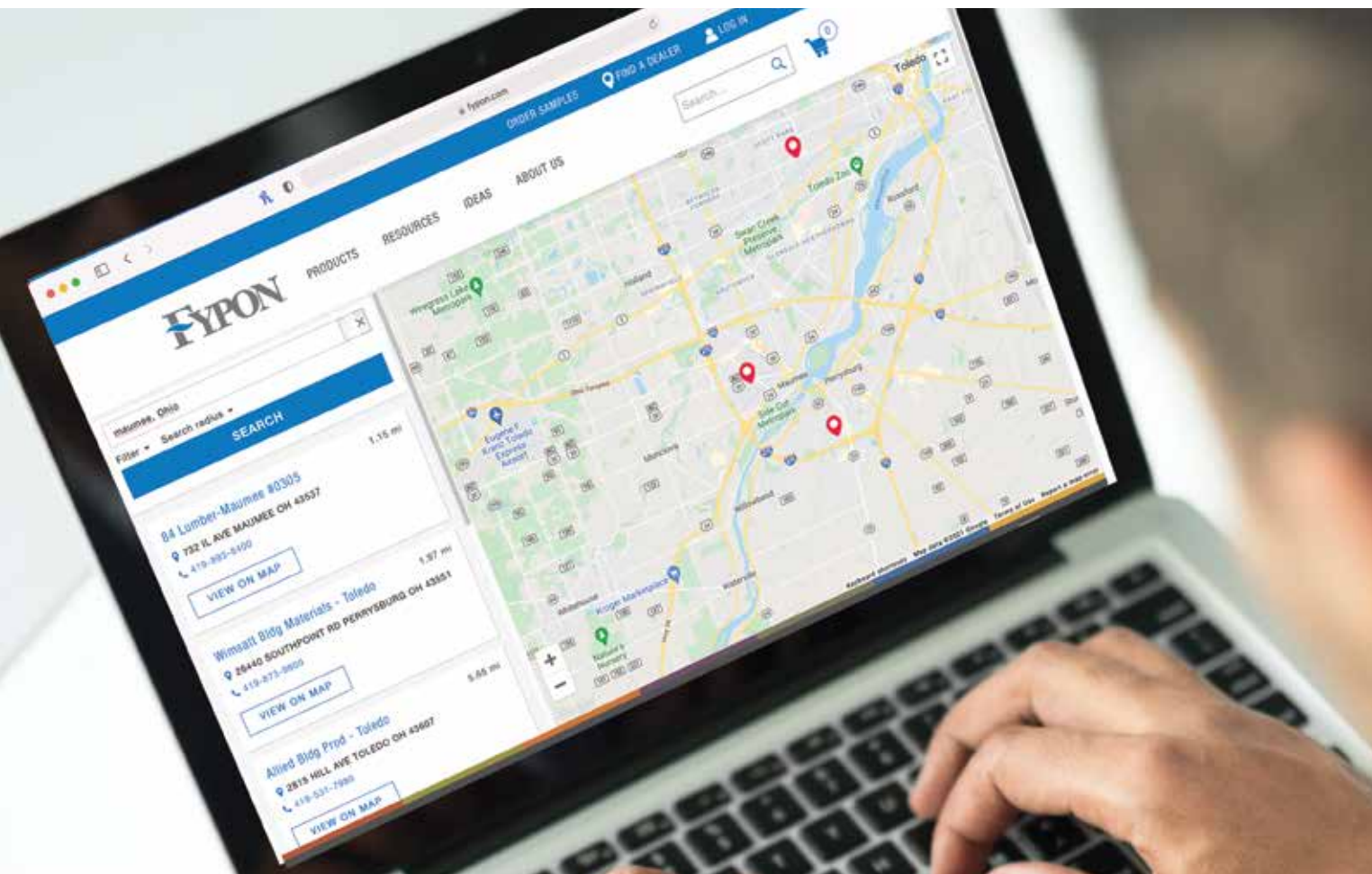
Crosshead width - (end cap back surface x 2) = trimmable crosshead.

Ex.  $D - (Y \times 2) = Z$   
 $82'' - (3'' \times 2) = 76''$

Part Code	End Cap Back Surface (Y)
CHC2X6, CHC2X9	1"
CHC4X6, CHC4X9	2-1/2"
CHCC4X9BT, CHC7X6, CHC7X9	3"
CHCC6X9BT	5"
CHC11X6, CHC11X9	7"

## How to Order:

Locate a dealer by visiting [fypon.com/dealer](https://www.fypon.com/dealer) or call 800.446.3040.



# Takeoff Solution

Your partner from inspiration to completion.



Estimating jobs can take hours.  
Let us take the load off your shoulders.

1 Send

Send your project plans to [CPS@fypon.com](mailto:CPS@fypon.com).

2 Create

Let our experts create a **takeoff plan** specific to your project.

3 Receive

We'll provide a **highly detailed takeoff** plan by part number with list price quote.

4 Order

Take your plan and quote to your local **Fypon** dealer to order.

Need to locate a dealer? Visit [fypon.com/dealer](http://fypon.com/dealer) or call Fypon at **800-446-3040**.

Fypon offers architects and builders a free takeoff service, allowing busy contractors more time to focus on their projects. Included in our quote package is a color-coded takeoff and an estimate sheet with pricing.

Fypon also offers customers custom products if their project is \$10,000 list price or higher. This can include a combination of custom and stock products.

Send your project plan or detailed drawings to [CPS@fypon.com](mailto:CPS@fypon.com) and we will provide you with a detailed list of the Fypon products that can be used to complete your project.



The Fypon logo is centered within a large white circle. The logo itself consists of the word "FYPON" in a bold, serif font. The letter "F" is stylized with a blue wave-like shape integrated into its left side. A registered trademark symbol (®) is located at the end of the word.

**FYPON**®



Note: See your Fypon seller or visit [www.fypon.com](http://www.fypon.com) for details on limited warranties and exclusions.

1750 Indian Wood Circle | Maumee, OH 43537 | Phone: 800.446.3040 U.S. and Canada  
Fax: 800.446.9373 U.S. and Canada | [fypon.com](http://fypon.com) | [info@fypon.com](mailto:info@fypon.com)

©2021 Fypon, LLC. All rights reserved. Fypon and the Fypon Logo are trademarks of Fypon, LLC. Fypon, LLC, and its parent company Therna-Tru Corp. are part of Fortune Brands Home & Security, Inc. All trademarks are property of their respective owners.