



BUILDING PRODUCTS OF CANADA CORP.

SINCE 1905

ROOFING GUIDE

COMPLETE COLLECTION | **EAST**



PROUDLY MADE IN CANADA



Featured product: Signature shingles in Cumini

BPP



YOUR CHOICE



SINCE 1905

PERFORMANCE • INTEGRITY • INNOVATION • QUALITY • SERVICE

As a leader in the building materials industry, Building Products of Canada has contributed to the construction and renovation of thousands of homes and buildings across Canada. Our roots go deep and we pride ourselves in honouring traditions such as quality craftsmanship, establishing meaningful relationships, and providing unparalleled service.

Whether you distribute, install, or use our products, we are committed to providing you with nothing but high-quality products and service, so that we can truly be **YOUR CHOICE**.



CHROMA[®] COLOUR LAB



SHOWING OUR TRUE COLOURS

Constantly on the lookout for the latest trends, we have created the **CHROMA® Colour Lab** to offer our customers products that are worthy of their aspirations. A place where creativity meets ingenuity, the **CHROMA® Colour Lab** is where our master colourists combine their expertise with the latest technological advances in granule application to create sophisticated yet natural blends that complement today's upscale exterior finishes.


The result? Unique and timeless blends that deliver a modern interpretation on traditional shingle tints.

WIND OF CHANGE

Our patented **WEATHER-TITE® TECHNOLOGY** has been an industry standard for a decade, but have you ever stopped and wondered why it is such an important feature? The reason is simple: nails may fix the shingles down, but it's the sealant that keeps them in place in the long run.

When the exposed portion of a shingle is lifted by the wind, the sealant can be contaminated by dust and other impurities thus preventing the shingle from sealing properly. Wind then moves up the roof and lifts the exposed part of the shingle, making it curl. Once released from the wind, the shingle will remain slightly deformed, which will also hinder its ability to seal. Only properly sealed shingles can protect your home from the water infiltration.

.....SHINGLE BACK.....



The dotted **HURRICANE BAND®** is the primary wind protection component. Placed at the edge of the exposure ensuring the shingle remains in place over its lifetime.

The solid **WEATHER-TITE® BAND** is a second sealant strip which prevents water infiltration caused by wind-driven rain in addition to providing another level of protection against wind blow-off.

.....SUPERIOR RESISTANCE AND PROTECTION AGAINST:.....

- 1 WIND BLOW-OFF
- 2 WIND-DRIVEN RAIN
- 3 WATER INFILTRATION
- 4 SURFACE UPLIFT





SHINGLE FRONT

Nails may help keep shingles on the roof before they are able to seal. However, superior sealant performance is the best way to ensure long-term wind resistance.



BP Canada's **Dakota** and **Mystique** shingles feature our exclusive Weather-Tite® technology. This patented breakthrough technology has been proven to hold its own against the elements while delivering superior protection against water infiltration.



WEATHER-TITE® PLUS - OR WHY SEALANT MATTERS

Surface uplift can leave shingles deformed and prevent them from properly sealing. Water, dust, and debris that find their way across a sealant strip can also render the seal ineffective. In both instances, the shingle is left exposed to wind-driven rain and wind blow-off. That is why it is crucial that the adhesive seals off quickly after the installation.

With that in mind, our research and development team worked on ways to optimize the efficiency of the adhesive on our shingles.

The result? **Weather-Tite® Plus**. By improving upon the sealant itself and the way it is applied on the shingles, we were able to develop a sealing mechanism so efficient that it allows us to offer standard protection against winds of up to 220 km/h on all the shingles it is applied on – our **Signature**, **Manoir** and **Vanguard** shingles – no special installation method required!



220 km/h corresponds to wind speed found in a Category 4 Hurricane

YOUR ULTIMATE PROTECTION AGAINST WIND BLOW-OFF

WIND WARRANTIES

	STANDARD Installation Method	HIGH-WIND Installation Method*	
SIGNATURE	220 km/h ▶ 135 mph	NOT APPLICABLE	
MANOIR	220 km/h ▶ 135 mph	NOT APPLICABLE	
VANGARD	220 km/h ▶ 135 mph	NOT APPLICABLE	
MYSTIQUE	180 km/h ▶ 110 mph	220 km/h ▶ 135 mph	
DAKOTA	180 km/h ▶ 110 mph	200km/h ▶ 125 mph	

* High-wind installation method must be followed for high-wind warranty to apply.

IMPACT RESISTANCE



IMPACT RESISTANCE	SHINGLES			
	Mystique	Signature	Manoir	Vangard
CLASS 3 (FM 4473)	●	●	●	
CLASS 4 (UL 2218)				●

Product shown: MYSTIQUE / 2-Tone Brown



FLEXIBILITY, DURABILITY, AND PROTECTION

Our shingles are all designed with one goal in mind: to provide your home with the protection it needs.

And when you need that extra protection, we've got you covered. Whether you live in a hail prone area or whether you just want that extra peace of mind, we have the shingles to suit your needs.

Our proprietary SeBS and SBS asphalt formulations allow us to offer shingles bearing a rating of FM 4473 Class 3 and even UL 2218 Class 4 for impact resistance. That kind of rating offers protection against hail larger than golf balls!



Available in our **MANOIR Premium shingles**, which meet the requirements of the FM 4473 Class 3 Impact Resistance rating.



For ultimate impact protection, turn to our **VANGARD shingles** with SBS asphalt formulation. They come with a Class 4 Impact Resistance rating, which is the highest rating possible!

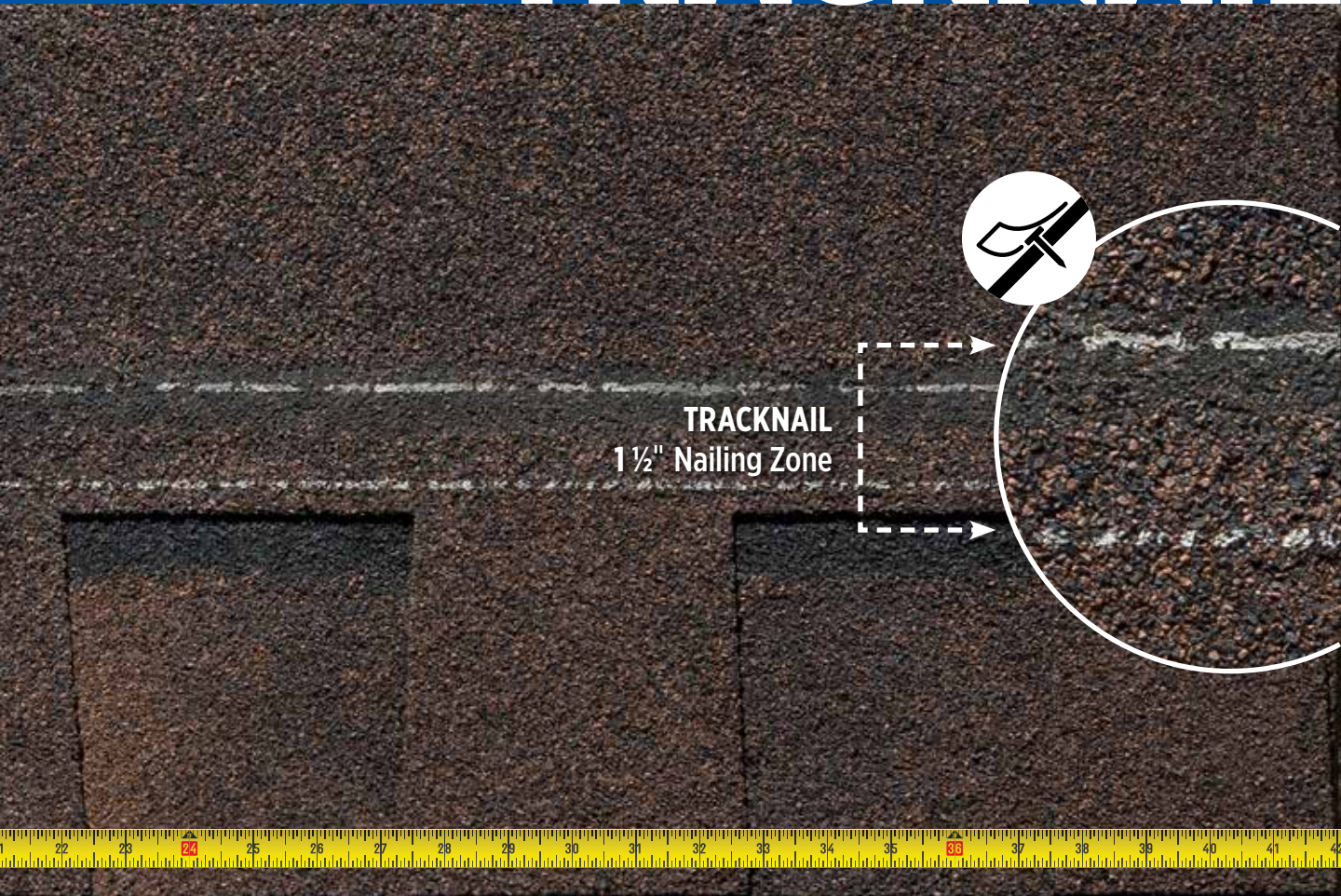
Did you know? Some insurance companies grant insurance premium discounts to homeowners who choose to use Class 4 Impact Resistance rated shingles for their roof! Contact your insurer to see if you qualify.

A LAMINATED SHINGLE INNOVATION

Our expanded 1-1/2" TRACKNAIL Nailing Zone gives the installer the flexibility they need to make sure they nail the shingles right where they need to ensure optimal holding power while the adhesive gets activated.

Available on Mystique, Signature, Manoir and Vangard shingles.

TRACKNAIL



TRACKNAIL
1 1/2" Nailing Zone

42 INCHES

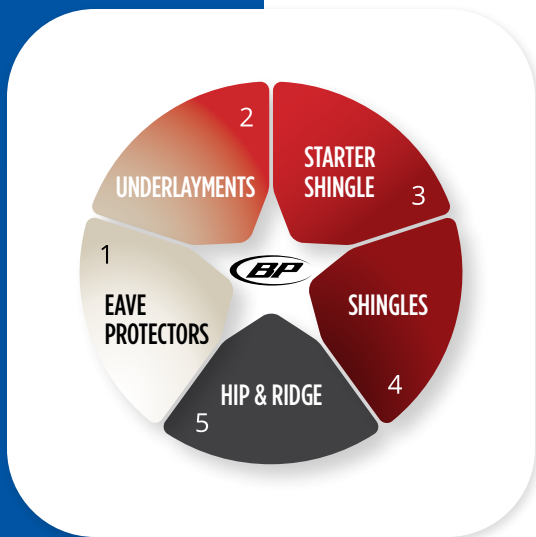
OR WHY SIZE MATTERS

Bigger shingles means fewer shingles to handle and install. In other words, this simple feature makes your installer's job easier while improving your roof's performance. Not bad, eh?

SAVE UP TO 13%

WEATHER-TITE[®] ROOFING SYSTEM





Weather-Tite[®]
ROOFING SYSTEM

Shingles are the star of your roof. And just like any star, they perform their best when they can count on the support of the proper backup. That is why we have developed the **WEATHER-TITE[®] ROOFING SYSTEM**.

The concept is simple: use BP products on all 5 components of your roof, as per manufacturer's instructions. By doing so, you automatically get enhanced warranty coverage. No fee, no registration, just the best protection of its kind.

Turn to page 27 for all the benefits of the **WEATHER-TITE[®] ROOFING SYSTEM WARRANTY**.

EAVE PROTECTION

1
EAVE
PROTECTORS



Apply eave protection in the areas that are most at risk for water infiltration: where snow/ice tends to accumulate (on eaves and along valleys), where planes connect (on hip and ridge, valleys), and alongside protruding objects (chimney, window). **Eave protection** will act as a gutter, keeping rainwater from infiltrating the roof deck.



GRIPGARD®
GRIPGARD® is a self-sealing granulated membrane available in a convenient box.



WEATHERTEX®
WEATHERTEX® is a self-sealing sanded membrane.



SMOOTH SURFACE ROLL ROOFING
Smooth surface base sheet roll roofing coated on both sides with fine mineral matter.



SLATE SURFACE ROLL ROOFING
This cap sheet slate surface roll roofing is finished on the exposed side with mineral granules.

2
UNDERLAYMENTS


UNDERLAYMENTS



Whether you opt for a synthetic membrane or organic saturated felt, apply this second line of defence over the entire surface of the roof to keep any water away from the roofing deck.



BP PRODECK®
BP PRODECK® is a light-weight, synthetic roofing underlayment made of woven polypropylene and a non-woven topcoat.



DECKGARD™
DECKGARD™ is a sturdy, woven polypropylene, synthetic roofing underlayment.



SUREDECK®
SUREDECK® is a woven polypropylene, synthetic roofing underlayment.



ORGANIC SATURATED FELT
Type 15 • Type 30
#15 • #15 CSA Pro
#15 CSA Classic

STEP 3 WEATHER-TITE® ROOFING SYSTEM

STARTER SHINGLE

STARTER SHINGLE

3



This first row of shingles will ensure the bottom part of your roof is properly sealed. For this step, you can use 3-tab shingles from which you cut out the tabs or you can go with our pre-cut, ready-to-use starter shingles to save yourself some time and reduce job site waste.

BP STARTER STRIPS



BP CLASSIC CUT-OFF 3-TAB SHINGLES



STEP 4 WEATHER-TITE® ROOFING SYSTEM

SHINGLES

SHINGLES

4



Whether you opt for laminate or 3-tab shingles, you can count on our shingles to be your home's first line of defence against the elements. Beyond aesthetics, their main purpose is to allow rain to slide down your roof.



TURN TO PAGES 16 - 25 FOR OUR COMPLETE RANGE OF SHINGLES.

HIP & RIDGE
5

HIP & RIDGE

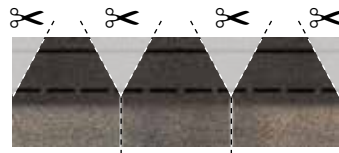


Cap off those hips and ridges to prevent water from infiltrating through joints on the top of your roof. This can be accomplished using pre-cut products, or you can turn to cut-out 3-tab shingles for an impeccable finish.



MONT-BLANC® & CROWN RIDGE®

MONT-BLANC® and **CROWN RIDGE®** are pre-scored so they easily separate into 3 perfectly sized tabs without the need of a knife. Their EZ-FOLD design also makes multi-ply installation a breeze by simply folding the shingle onto itself.



CUT-OFF 3-TAB SHINGLES

CUT-OFF 3-Tab shingles are traditionally used to cap off a roof. This method is still popular, though roofing professionals are now turning to more time - and material - efficient solutions.



TURN TO PAGE 26 FOR OUR COMPLETE RANGE OF HIP & RIDGE SHINGLES.

MYSTIQUE

All-around worry-free protection



MYSTIQUE shingles are uniquely designed with oversized tabs. They feature dramatic 3-dimensional shadow bands to create a sharp, unique look, that is both eye-catching and strikingly elegant.

Choose from an extensive palette of colours designed to instantly enhance your home's curb appeal.

Colour featured: **Morning Mist**



NEW



MORNING MIST



SLATE GREY



2-TONE BROWN



RUSTIC CEDAR

NEW



SANGRIA



ANTIQUE SLATE



BARKWOOD



CLASSIC BROWN



2-TONE BLACK

NOTE: Due to limitations of the printing process, actual shingle colours could be different from the photos. It is recommended that you view a full size shingle before making a final colour selection. We reserve the right to change colours at any time.

STEP 4: SHINGLES

Signature

ROOFING BY DESIGN

Our Signature shingles perfectly balance performance, lifestyle and individuality. These one-of-a-kind shingles are designed to resist the worst weather. They also deliver a versatile range of beautiful and natural colours that will complement any home.

Colour featured: *Dublin*



UP TO 220 KM/H
Standard Wind Warranty

LIMITED LIFETIME
Warranty

CLASS 3
Impact Resistance



CUMIN



QUINOA



MESQUITE



CORTINA



FJORD



ARABICA



DUBLIN



SOHO



NEWPORT



CRIOLLO



MUSKOKA



TOSCANA

NOTE: Due to limitations of the printing process, actual shingle colours could be different from the photos. It is recommended that you view a full size shingle before making a final colour selection. We reserve the right to change colours at any time.

MANOIR

Old-World Charm, New-World Performance.

MANOIR is the crown jewel of our laminated shingle collection. Just like the natural stone, Manoir shingles were made to last and handle the roughest weather, all while retaining their aura of prestige.

Their extensive dual-layer construction, SeBS polymer-modified asphalt formulation, and Weather-Tite® Plus technology ensure longer-lasting protection.

Colour featured: *Carcassonne*



UP TO 220 KM/H
Standard Wind Warranty

LIMITED LIFETIME
Warranty

CLASS 3
Impact Resistance



VERSAILLES



BALMORAL



BAVARIA



VIENNA



CARCASSONNE

NOTE: Due to limitations of the printing process, actual shingle colours could be different from the photos. It is recommended that you view a full size shingle before making a final colour selection. We reserve the right to change colours at any time.

VANGARD

Your home's own Canadian Shield

VANGARD shingles bear a UL 2218 Class 4 rating against impacts, which is the highest possible rating for that category. This means that when it comes to hail and other impacts, these shingles will truly act as your Canadian Shield. And with a palette composed of our most popular colours, you know they will look good while doing it, too.

Colour featured: **Twilight Grey**



LIMITED LIFETIME
Warranty

UP TO 220 KM/H
Standard Wind Warranty

CLASS 4
Impact Resistance



SILVER GREY



TWILIGHT GREY



AUTUMN BROWN



SHADOW BLACK




WEATHERED ROCK

NOTE: Due to limitations of the printing process, actual shingle colours could be different from the photos. It is recommended that you view a full size shingle before making a final colour selection. We reserve the right to change colours at any time.

DAKOTA

A time-tested shingle



DAKOTA shingles can be used as starter shingles and hip & ridge to complement Mystique laminated shingles or use them on their own for a distinctive 3-tab pattern.

Colour featured: **2-tone brown**



SLATE GREY



2-TONE BLACK



2-TONE BROWN

NOTE: Due to limitations of the printing process, actual shingle colours could be different from the photos. It is recommended that you view a full size shingle before making a final colour selection. We reserve the right to change colours at any time.

STEP 5: HIP & RIDGE

MONT-BLANC® CROWN RIDGE®



E-Z FOLD SHINGLE

for quick and easy layered application



NO KNIFE REQUIRED:

pre-scored shingles with easy-to-tear tabs



CHOOSE FROM 1-, 2- OR 3-LAYER

application for a look as unique as you are.



AVAILABLE IN A WIDE RANGE OF COLOURS

to match our popular laminated shingles

They say you can't please everyone, but we beg to differ. Our new **MONT-BLANC®** and **CROWN RIDGE®** Hip & Ridge shingles will delight homeowners with their colour palette designed to match our existing laminated shingles and their choice of 1-, 2-, or 3-layer application. Roofing professionals will be just as thrilled with **MONT-BLANC®** and **CROWN RIDGE®**'s pre-scored **E-Z FOLD** design allowing for a no-knife quick and flawless installation.

HIP & RIDGE COLOUR MATCH BY SHINGLE LINE

MONT-BLANC® Colours*	MORNING MIST <i>NEW</i>	SANGRIA <i>NEW</i>	TWILIGHT GREY*	SHADOW BLACK*	AUTUMN BROWN*	SLATE GREY	WEATHERED ROCK*	RUSTIC CEDAR	CLASSIC BROWN	BARKWOOD	ANTIQUE SLATE	2-TONE BROWN	2-TONE BLACK
MYSTIQUE Colours	MORNING MIST <i>NEW</i>	SANGRIA <i>NEW</i>				SLATE GREY		RUSTIC CEDAR	CLASSIC BROWN	BARKWOOD	ANTIQUE SLATE	2-TONE BROWN	2-TONE BLACK
VANGARD Colours			TWILIGHT GREY*	SHADOW BLACK*	AUTUMN BROWN*	SILVER GREY*	WEATHERED ROCK*						

*Available in WHITE CAP™ Hip & Ridge only.

MONT-BLANC® Colours*	FJORD	MESQUITE	NEWPORT	CUMIN	ARABICA	CORTINA	DUBLIN	QUINOA	SOHO	MUSKOKA	TOSCANA	CRIOLLO
SIGNATURE Colours	FJORD	MESQUITE	NEWPORT	CUMIN	ARABICA	CORTINA	DUBLIN	QUINOA	SOHO	MUSKOKA	TOSCANA	CRIOLLO

CROWN RIDGE® Colours*	VERSAILLES	BALMORAL	BAVARIA	VIENNA	CARCASSONNE
MANOIR Colours	VERSAILLES	BALMORAL	BAVARIA	VIENNA	CARCASSONNE

NOTE: Due to limitations of the printing process, actual shingle colours could be different from the photos. It is recommended that you view a full size shingle before making a final colour selection. We reserve the right to change colours at any time.

Weather-Tite® ROOFING SYSTEM *Exclusive to BP!* WARRANTY

Install BP products, manufactured for quality and compatibility, to get the best return on your investment as well as long-lasting peace of mind.

RESIDENTIAL BUILDING^{1,2} LAMINATED SHINGLES (Mystique, Signature, Manoir and Vanguard) & 3-TAB SHINGLES (Dakota)



ENHANCED!

UNIQUE
to BP

	DAKOTA		MYSTIQUE, SIGNATURE and MANOIR*		VANGARD*	
	STANDARD LIMITED WARRANTY	WEATHER-TITE® ROOFING SYSTEM LIMITED WARRANTY	STANDARD LIMITED WARRANTY	WEATHER-TITE® ROOFING SYSTEM LIMITED WARRANTY	STANDARD LIMITED WARRANTY	WEATHER-TITE® ROOFING SYSTEM LIMITED WARRANTY
WARRANTY TERM	25 ³ - YEARS		LIMITED LIFETIME		LIMITED LIFETIME	
TOTAL PROTECTION PERIOD	UNAVAILABLE	YEAR 1 Replacement of all components of the defective area of the roof without exclusions	UNAVAILABLE	YEARS 1 to 2 Replacement of all components of the defective area of the roof without exclusions	UNAVAILABLE	YEARS 1 to 5 Replacement of all components of the defective area of the roof without exclusions
UP-FRONT PROTECTION PERIOD	YEARS 1 to 5 Defective shingles and labour to install shingles only	YEARS 2 to 10 Replacement of all components of the defective area of the roof excluding disposal	YEARS 1 to 15 Defective shingles and labour to install shingles only	YEARS 3 to 20 Replacement of all components of the defective area of the roof excluding disposal	YEARS 1 to 15 Defective shingles and labour to install shingles only	YEARS 6 to 20 Replacement of all components of the defective area of the roof excluding disposal
LIFETIME WARRANTY PROTECTION PERIOD	UNAVAILABLE	AFTER YEAR 10 Prorated coverage of defective shingles only	AFTER YEAR 15 Prorated coverage of defective shingles only	AFTER YEAR 20 Prorated coverage of defective shingles only	AFTER YEAR 15 Prorated coverage of defective shingles only	AFTER YEAR 20 Prorated coverage of defective shingles only
TRANSFERABILITY	1 TIME 100% - transfer within first 5 years Written Notification within 30 days Transfer Cost: \$100	1 TIME 100% - transfer within FIRST 10 YEARS Written Notification WITHIN 60 DAYS Transfer Cost: FREE	1 TIME 100% - transfer within first 10 years Written Notification within 30 days Transfer Cost: \$100	1 TIME 100% - transfer within FIRST 20 YEARS Written Notification WITHIN 60 DAYS Transfer Cost: FREE	1 TIME 100% - transfer within first 10 years Written Notification within 30 days Transfer Cost: \$100	1 TIME 100% - transfer within FIRST 20 YEARS Written Notification WITHIN 60 DAYS Transfer Cost: FREE
WIND WARRANTY	REGULAR INSTALLATION: 180 KM/H – 110 MPH HIGH WIND INSTALLATION: 200 KM/H – 125 MPH		REGULAR INSTALLATION: 180 KM/H – 110 MPH HIGH WIND INSTALLATION: 220 KM/H – 135 MPH *SIGNATURE, MANOIR and VANGARD STANDARD INSTALLATION: 220 KM/H – 135 MPH			
ALGAE WARRANTY	5 YEARS		10 YEARS			

Eligible Buildings: Single-family home (or row house with a physically delimited roof) provided the individual is the sole owner of the home that serves as the owner's residence.

DISCLAIMERS: ¹ For **NON RESIDENTIAL** buildings, please refer to our website at bpcan.com. • ² Warranty limited to the original labour and materials cost. • ³ Applies to **DAKOTA** 3-tab shingles. Please visit bpcan.com to review all legal documents and requirements for the **Standard Warranty (Standard Limited Warranty)** and **Weather-Tite® Roofing System Limited Warranty**.

FOR MORE DETAILS ON THE WEATHER-TITE® ROOFING SYSTEM, PLEASE TURN TO PAGE 10.

SPECIFICATIONS

LAMINATED SHINGLES



DIMENSIONS (APPROX.)	EXPOSURE	AVERAGE NUMBER OF SHINGLES PER 3 BUNDLES	AVERAGE COVERAGE PER BUNDLE	INSTALLATION	SPECIFICATION COMPLIANCE	WARRANTY PERIOD (YRS)	WIND PROTECTION*	
----------------------	----------	--	-----------------------------	--------------	--------------------------	-----------------------	------------------	--

MYSTIQUE

1067 mm × 356 mm (42" × 14")	152 mm (6")	57	3.06 m ² (32.9 sq. ft.)	Standard slope: ≥ 1:3 (4/12) Low slope: ≥ 1:6 (2/12) to < 1:3 (4/12)	FM 4473 Class 3 Impact Resistance CSA A123.5, CSA A123.51, CSA A123.52 ASTM D3462, ASTM D3018, ASTM D7158 – CLASS H ASTM D3161 – CLASS F UL 790 Fire Resistance A CAN/ULC S107, and ASTM E108 Fire Resistance Class A	Limited Lifetime	STANDARD Application ¹ : 180 km/h (110 mph)	HIGH WIND Application ² : 220 km/h (135 mph)
---------------------------------	----------------	----	---------------------------------------	--	--	---------------------	--	---

SIGNATURE

1067 mm × 356 mm (42" × 14")	152 mm (6")	57	3.06 m ² (32.9 sq. ft.)	Standard slope: ≥ 1:3 (4/12) Low slope: ≥ 1:6 (2/12) to < 1:3 (4/12)	FM 4473 Class 3 Impact Resistance CSA A123.5, CSA A123.51, CSA A123.52 ASTM D3462, ASTM D3018, ASTM D7158 – Class H, ASTM D3161 – Class F UL 790 Fire Resistance A CAN/ ULC S107, and ASTM E108 Fire Resistance Class A	Lifetime Limited	STANDARD Application ¹ : 220 km/h (135 mph)	HIGH WIND Application ² : Not applicable
---------------------------------	----------------	----	---------------------------------------	--	--	---------------------	--	---

MANOIR

1029 mm × 343 mm (40 ½" × 13 ½")	146 mm (5 ¾")	60	3 m ² (32.3 sq. ft.)	Standard slope: ≥ 1:3 (4/12) Low slope: ≥ 1:6 (2/12) to < 1:3 (4/12)	FM 4473 Class 3 Impact Resistance CSA A123.5, CSA A123.51, CSA A123.52 ASTM D3462, ASTM D3018, ASTM D7158 – Class H, ASTM D3161 – Class F CAN/ULC S107, UL790 and ASTM E108 Fire Resistance Class A	Limited Lifetime	STANDARD Application ¹ : 220 km/h (135 mph)	HIGH WIND Application ² : Not applicable
-------------------------------------	------------------	----	------------------------------------	--	--	---------------------	--	---

VANGARD

1067 mm × 356 mm (42" × 14")	152 mm (6")	57	3.06 m ² (32.9 sq. ft.)	Standard slope: ≥ 1:3 (4/12) Low slope: ≥ 1:6 (2/12) to < 1:3 (4/12)	UL2218 Class 4 Impact Resistance CSA A123.5, CSA A123.51, CSA A123.52 ASTM D3462, ASTM D3018, ASTM D7158 – Class H, ASTM D3161 – Class F CAN/ULC S107, UL790 and ASTM E108 Fire Resistance Class A	Limited Lifetime	STANDARD Application ¹ : 220 km/h (135 mph)	HIGH WIND Application ² : Not applicable
---------------------------------	----------------	----	---------------------------------------	--	---	---------------------	--	---

1. Standard Wind Warranty applies when shingles are installed using standard application. 2. High Wind Warranty applies when shingles are installed using high wind application.
* Please refer to application instructions on bpcan.com for more information.

SPECIFICATIONS (CONT.)

3-TAB SHINGLES



DIMENSIONS (APPROX.)	EXPOSURE	AVERAGE NUMBER OF SHINGLES PER BUNDLE	AVERAGE COVERAGE PER BUNDLE	INSTALLATION	SPECIFICATION COMPLIANCE	WARRANTY PERIOD (YRS)	WIND PROTECTION*	
DAKOTA								
1 000 mm × 336 mm (39 3/8" × 13 1/4")	143 mm (5 5/8")	21	3 m ² (32.3 sq. ft.) or 9 linear m (29.6 linear ft.) if used for hip & ridge	Standard slope: ≥ 1:3 (4/12) Low slope: ≥ 1:6 (2/12) to < 1:3 (4/12)	CSA A123.5, CSA A123.51, CSA A123.52, ASTM D3462, ASTM D3018 ASTM D3161 – Class F UL 790, CAN/ULC S107, and ASTM E108 Fire Resistance Class A	25	STANDARD Application: ¹ 180 km/h (110 mph)	HIGH WIND Application: ² 200 km/h (125 mph)

1. Standard Wind Warranty applies when shingles are installed using standard application. 2. High Wind Warranty applies when shingles are installed using high wind application.
* Please refer to application instructions on bpcan.com for more information.

HIP & RIDGE

DIMENSIONS (APPROX.)	EXPOSURE	SHINGLES / BUNDLE	COVERAGE / BUNDLE	SPECIFICATION COMPLIANCE	WARRANTY PERIOD (YEARS)	WIND PROTECTION*
MONT-BLANC & CROWN RIDGE						
1 000 mm × 336 mm (39 3/8" × 13 1/4")	143 mm (5 5/8")	21	1-layer application: 29.6 lin. ft. (9 lin. m.) 2-layer application: 14.8 lin. ft. (4.5 lin. m.) 3-layer application: 9.8 lin. ft. (3 lin. m.)	CSA A123.5 ASTM D3462 ASTM D3161, Class A, D and F Meets Class A requirements for roof coverings fire test in accordance with ASTM E108, UL790 and CAN/ULC S107	Same as shingles installed	

* Please refer to detailed warranty documents and application instructions for complete information.



**YOUR ROOF
YOUR ROOFER
YOUR PEACE OF MIND**



ENTRUST YOUR PROJECT TO A BP CERTIFIED ROOFER

In order to become **BP CERTIFIED**, roofers must first comply with our strict list of requirements.

By hiring a **BP CERTIFIED ROOFER**, you are entrusting your project to a highly qualified expert who will ensure your roofing work is completed with absolute care and precision, and who will:

- *Verify the condition of your roof deck and recommend any necessary repairs;*
- *Determine the ventilation required to meet building code standards;*
- *Propose specific work, if required, such as the installation of eavestroughs or ventilated soffits;*
- *Present a complete range of BP shingles suited to your roof and your budget;*
- *Execute the work according to industry standards;*
- *Clean the work area and remove all debris from your property.*

Only a CERTIFIED ROOFER can offer our extended warranty, a lifetime warranty which includes 50-year non-prorated coverage.


Visit bpcan.com/documentation/ for complete warranty details.



BUILDING PRODUCTS OF CANADA CORP.

SINCE 1905

By Choice!



SCAN TO KNOW EVERYTHING
ABOUT OUR PRODUCTS

Building Products of Canada

A Saint-Gobain brand

9510 St. Patrick St., LaSalle, QC H8R 1R9
3703 – 101 Avenue N.W., Edmonton, AB T6P 1X7

BPCAN.COM



*Due to limitations of the printing process,
actual shingle colours could be different from the photos.*

*It is recommended that you view a full size shingle before
making a final colour selection. We reserve the right
to change colours at any time.*



PRINTED IN CANADA / 01-2024 / GBL-EAST