







RoofZone™ FALL PROTECTION

PENETRATOR CONFIGURATIONS

					
	Original #65033	Pro #65043	Multi-Plus #65044	Sentinel #65042	Roof Cart #65028
Kits Include:					
Penetrator Device	*	*	*	*	
Roofing Zone Cart	*	*	*	*	*
Aluminum Decking (1 Plate)		*			
Materials Box		*		*	
Rolled Goods Rack		*		*	
Hoisting Rings		*	*	*	
Concrete Ballast (8 Plates)				*	
Concrete Ballast (10 Plates)			*		
Available Accessories:					
Penetrator Device					*
Aluminum Decking (1 Plate)					* (a)
Aluminum Decking (2 Plates)	*				*
Materials Box	*		*		*
Rolled Goods Rack	* (b)		* (b)		* (b)
Hoisting Rings	*				*
Concrete Ballast (8 Plates)	* (c)				* (c)
Concrete Ballast (10 Plates)	*				*
Rolled Goods Post	*		*		*
Quick-Brake	*	*	*	*	*
Towing Clevis	* (d)	* (d)	* (d)	* (d)	* (d)

- Notes: (a) - 1 Decking Plate needed if used with the Materials Box
 (b) - 2 Rolled Goods Racks needed if used without the Materials Box
 (c) - Only 8 Concrete Ballast Plates if used with the Materials Box
 (d) - The Towing Clevis can not be used with the Quick-Brake

Penetrator Recommended Surfaces:

Gypsum Deck, Modified Bitumen Membranes, Built-up Roofing (BUR) Membrane, Modified PVC Membranes, Thermoplastic Polyolefin (TPO) Membranes, Polyisocyanurate (ISO), Expanded Polystyrene (EPS), EPDM Roofing Membranes, Ballasted EPDM Membrane, Hardboard, Flat Surfaces to slopes up to 1:12, Metal Deck (20 ga. And 22 ga. ONLY), Dens Deck & Plywood.

Multi-Plus and Sentinel Recommended Surfaces:

Concrete (with the required ballast plates and spike engagement tube removed).
 The spike engagement tube can be reinstalled and the Penetrator can then be used with all surfaces listed above.