

**VELUX®**

---

**VSE/VCE**  
**KLR 100**



**ENGLISH:** Quick start guide

**ESPAÑOL:** Guía rápida


**FRANÇAIS :** Guide de démarrage rapide



VAS 452416-0309



1

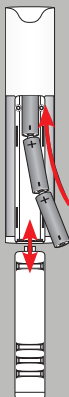


Disconnect the main power supply.

Desconecte la corriente.

Débranchez l'alimentation du réseau.

2



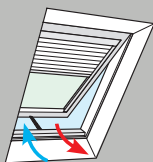
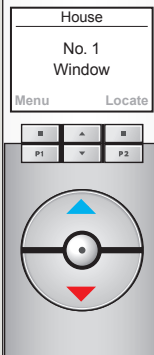
3



4




9





max 10 min



Connect the main power supply.

Conecte la corriente.

Branchez l'alimentation du réseau.

6

AUTO SET-UP  
Prepare products for registration and press Register within 10 minutes  
**Register** Info



7



8

AUTO SET-UP

**Completed**



AUTO SET-UP

Please refer to your directions for use

**Failed** Back



10

House

No. 1  
**Blind**

Menu Locate

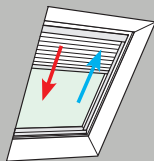


11

House

No. 1  
**Blind**

Menu Locate



The VELUX logo consists of the word "VELUX" in a bold, white, sans-serif font, with a registered trademark symbol (®) to the upper right of the "X". The text is centered within a solid red rectangular background.

**USA:** VELUX America Inc.  
1-800-88-VELUX

**CDN:** VELUX Canada Inc.  
1 800 88-VELUX (888-3589)

[www.velux.com](http://www.velux.com)